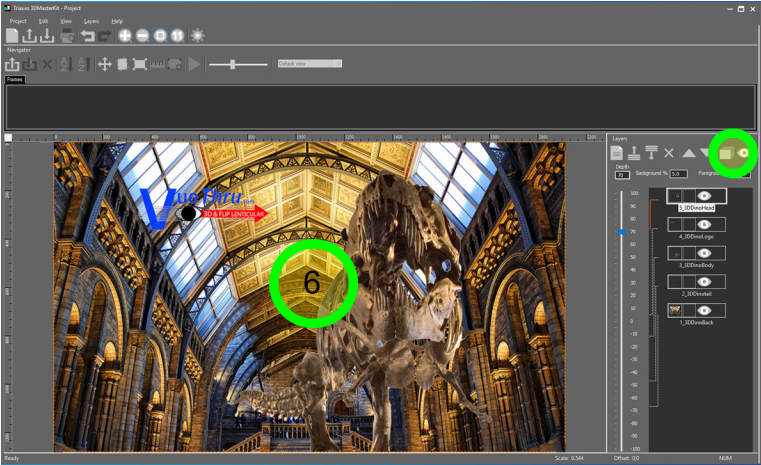


6 Next, Click on **Generate Multiview Frames**



7 **Verify Printer Resolution,**

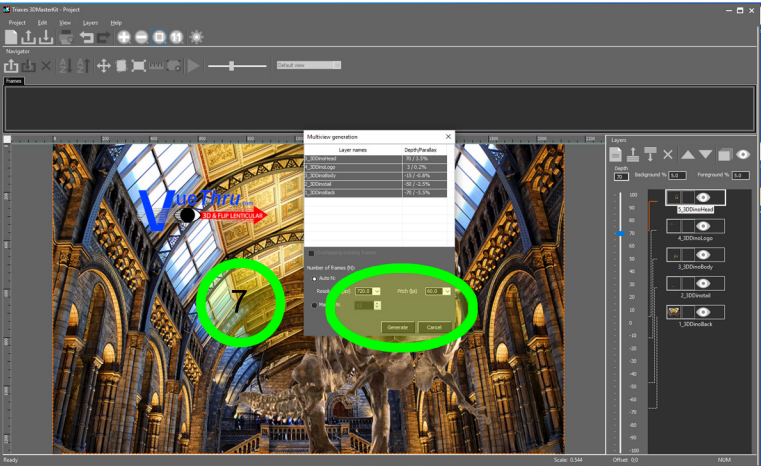
Canon and HP printers 600 dpi  
Epson family of printers 720 dpi

**Verify Lenticular Lens LPI**

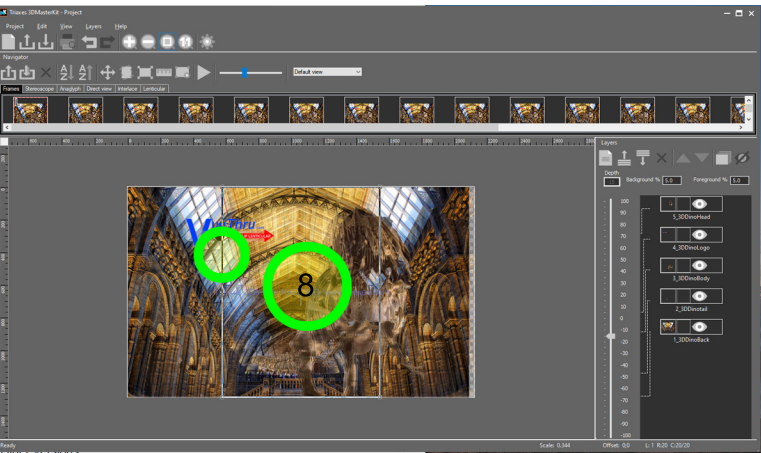
Use 60 LPI to start for VueThru 60 LPI  
Lenticular Lens with Adhesive or print  
Pitch Test in #12

**Verify your depth settings and click  
Generate.**

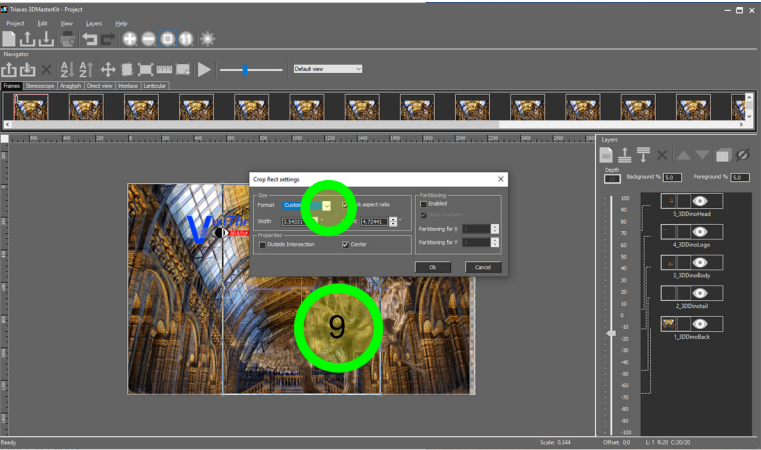
**3D MasterKit will create the layers  
that will be interlaced for your graphics.**



8 **Right Click on the Outline Box to Open  
Print Size tool.**



9 Use **Pulldown Tab** to Select Preset  
Size or UnCheck Lock Aspect Ratio  
and Add your Custom Size



10 Select 6x4 and Click OK.

